

# Moving people to and from mental health hospitals and prisons

What do you think?



# Introduction

**NHS**  
England


**NHS**  
Improvement



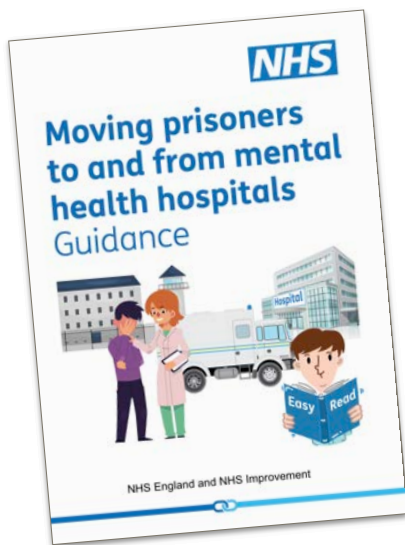
NHS England and NHS Improvement are looking at changing some of the **guidance** about moving prisoners with a mental health condition between prison and a mental health hospital.



The **guidance** is help and advice written by the NHS. It tells staff in the different services what they have to do.



This questionnaire is about the proposed guidance for moving people in a prison to and from mental health hospitals.



## What do you think?

Please read through this proposed guidance and then tell us what you think by answering these questions.

# 1. About you

**Question 1:** Are you...

☐

A patient

☐

A family member or a carer

☐

A doctor

☐

Working for the NHS

☐

Someone who provides a service

☐


Working for an organisation that works with the NHS

☐

Working for a charity or community group

☐

Other - please say what?



If you work for a service, organisation, charity or community group - what is your role?



**Question 2:** Are you answering these questions for an organisation?

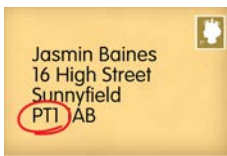
☐

Yes

☐


No

If 'yes' please say which one?



**Question 3:** What is the first part of your postcode?

## 2. Transferring prisoners to and from hospital



**Question 4:** Is the document 'Moving prisoners to and from mental health hospitals' easy to understand?

☐

Yes

☐

No



**Question 4a:** If 'No', what do you not understand?



**Question 4b:** How could we make the document clearer?



**Question 5:** Do you understand the different stages: referral, assessment and moving?

☐

Yes

☐

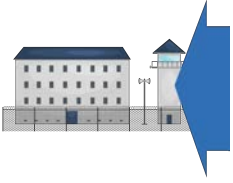
No



**Question 5a:** If 'No', what do you not understand?



**Question 5b:** How could we make the stages clearer?



**Question 6:** Do you understand the guidance for prisoners moving to and from a mental health hospital?

☐

Yes

☐

No

**Question 6a:** If 'No', what do you not understand?



**Question 6b:** How could we make this clearer?





**Question 7:** Do you think that this guidance will help people to be moved to and from prison and hospital in good time?

☐

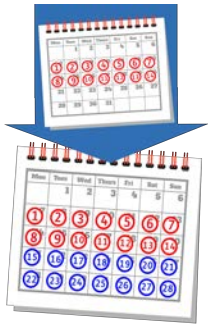
Yes

☐

No




**Question 7a:** If 'No', what should we do to make sure people are moved in good time?



**Question 8:** We are saying that the time it should take to arrange moving people to a mental health hospital is 28 days.



This is to make sure people go to the best hospital for their mental health needs.



Is 28 days the right amount of time to arrange moving people to mental health hospitals?

☐


Yes

☐

No

**Question 8a:** If 'No', please explain why?





**Question 9:** We are saying that the time it should take to arrange for someone to go back to prison from a mental health hospital is 14 days.



Is 14 days the right amount of time to arrange moving people back to prison?

☐

Yes

☐

No

**Question 9a:** If 'No', please explain why?





**Question 10:** Is there anything that you would like to change or add to this guidance?

☐

Yes

☐

No



**Question 10a:** If 'Yes', please say what you would change or add?



**Question 11:** Do you understand what happens when staff don't agree what to do?

☐

Yes

☐

No



**Question 11a:** If 'No', please explain what would make it easier to understand?



**Question 12:** Do you think that the new guidance is being fair and equal to everyone?

Please give your comments:



**Question 13:** Do you have any other comments?



**Question 14:** Would you like us to stay in touch with you and tell you what happens next?

☐

Yes

☐

No



**Question 14a:** If 'Yes', please give us your email or postal address.



# For more information



If you need more information, please contact us by:



Email:

**[england.healthandjustice@nhs.net](mailto:england.healthandjustice@nhs.net)**



Post:

**Health and Justice  
Specialised Commissioning  
NHS England and NHS Improvement  
Third Floor, Skipton House  
80 London Road  
London  
SE1 6LU**